



Digimarket - Platform overview

Presentation topics:

- High level description of the platform
- Sections of the platform
- Capabilities for users
- Functionality review
- Access levels (for users and for curriculum)
- **The classroom + live demo for all of us together**
- Features + Account creation
- Questions and answers



Co-funded by the
Erasmus+ Programme
of the European Union





Digimarket - Platform overview

High level description / overview:

- An online SAAS Multi-tenant E-platform solution
- Administrative / operational management
- **Interactive classroom** (virtual / in a physical classroom)
- Curriculum documentation and usage in class (linked)
- Courses schedule management
- Advance user management



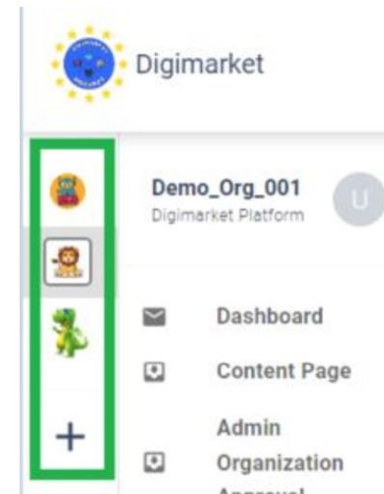
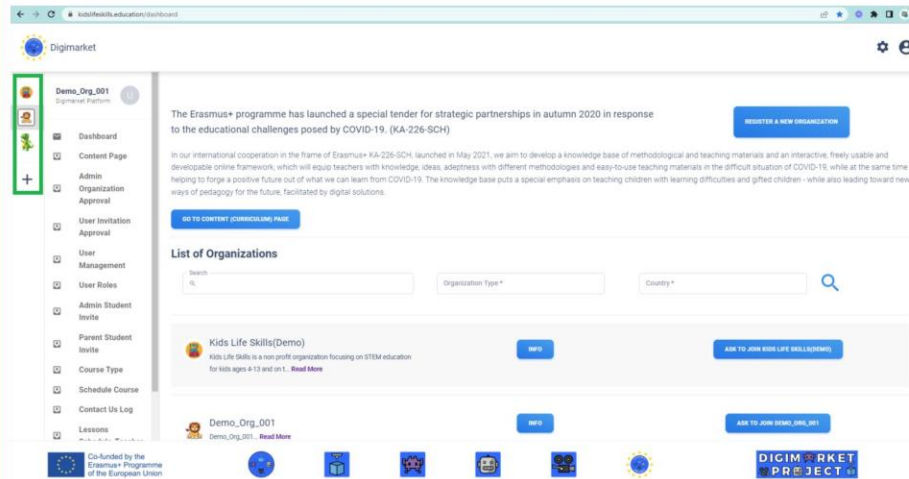
Co-funded by the
Erasmus+ Programme
of the European Union





Digimarket - Platform overview

Multiple accounts / Org. supported



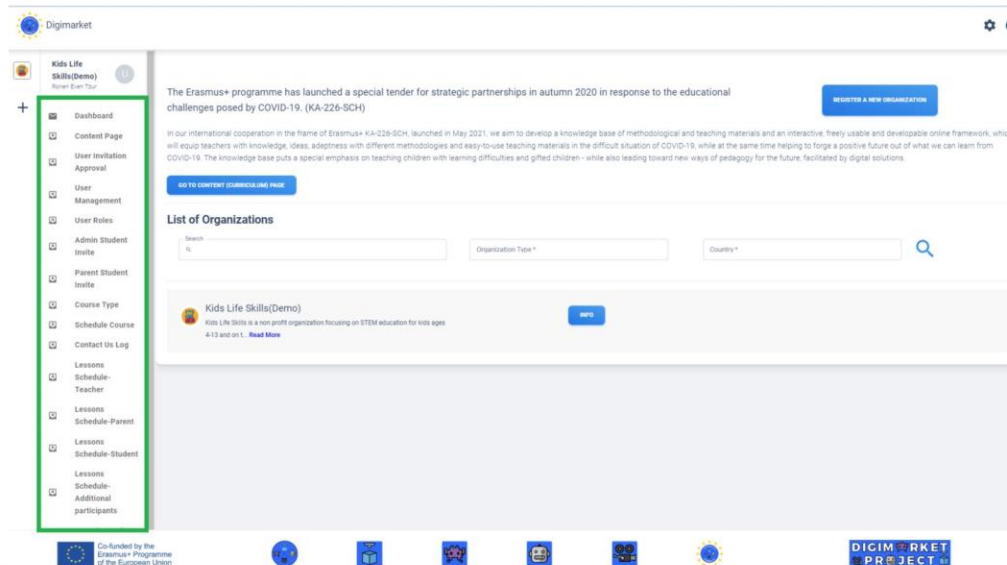
Co-funded by the
Erasmus+ Programme
of the European Union





Digimarket - Platform overview

Sidebar / navigation



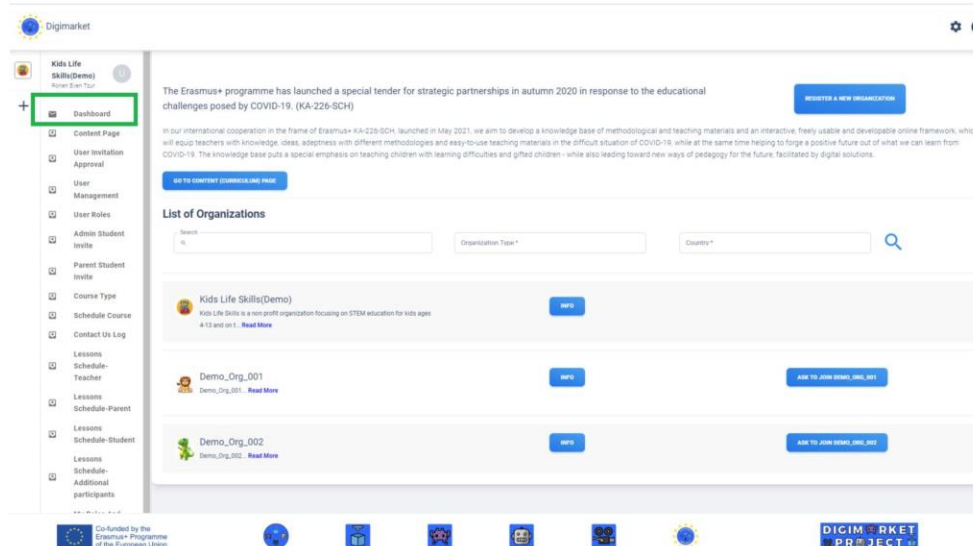
Co-funded by the
Erasmus+ Programme
of the European Union





Digimarket - Platform overview

Dashboard (main, like home page)



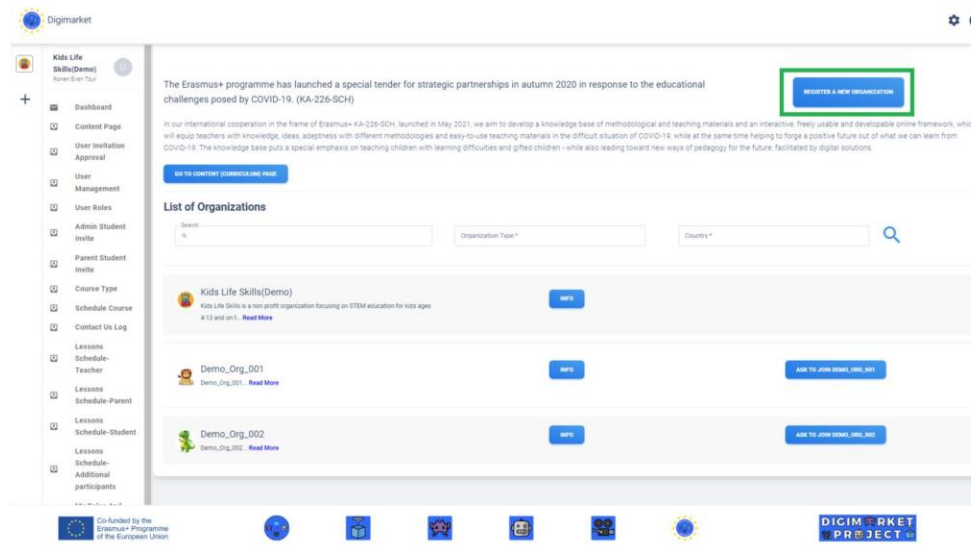
Co-funded by the
Erasmus+ Programme
of the European Union





Digimarket - Platform overview

Add / create a new organization



Co-funded by the
Erasmus+ Programme
of the European Union





Digimarket - Platform overview

Curriculum / content page (from 2 places)

The screenshot shows the Digimarket platform interface. On the left is a sidebar menu with a search icon and a list of items: Dashboard, Content Page (highlighted with a green box), User Invitation, Approval, User Management, User Roles, Admin Student, Invite, Parent Student, Invite, Course Type, Schedule Course, Contact Us Log, Lessons, Schedule-Teacher, Lessons, Schedule-Parent, Lessons, Schedule-Student, Lessons, Schedule-Additional participants. The main content area has a header with the Digimarket logo and a settings icon. Below the header is a section titled 'The Erasmus+ programme has launched a special tender for strategic partnerships in autumn 2020 in response to the educational challenges posed by COVID-19. (KA-226-SCH)' with a 'REGISTER A NEW ORGANIZATION' button. Below this is a paragraph about international cooperation and a 'GO TO CONTENT (COMMUNITY PAGE)' button (highlighted with a green box). The main section is titled 'List of Organizations' and contains a table with three rows: 'Kids Life Skills(Demo)', 'Demo_Org_001', and 'Demo_Org_002'. Each row has a 'Read More' link and an 'INFO' button. The footer of the screenshot shows logos for the European Union, Erasmus+ Programme, and Digimarket Project.



Co-funded by the
Erasmus+ Programme
of the European Union





Digimarket - Platform overview

List of organizations + search options

The screenshot shows the Digimarket platform interface. The sidebar on the left contains navigation options: Dashboard, Content Page, User Invitation Approval, User Management, User Roles, Admin Student Invite, Parent Student Invite, Course Type, Schedule Course, Contact Us Log, Lessons Schedule-Teacher, Lessons Schedule-Parent, Lessons Schedule-Student, Lessons Schedule-Additional participants, My Roles And Permissions, and Log out. The main content area features a header with the Digimarket logo and a 'REGISTER A NEW ORGANIZATION' button. Below the header, there is a section titled 'List of Organizations' with a search bar and filters for 'Organization Type' and 'Country'. The search results list three organizations: 'Kids Life Skills(Demo)', 'Demo_Org_001', and 'Demo_Org_002'. Each organization entry includes a brief description and a 'Read More' link. A green box highlights the search bar and the list of organizations. A blue box highlights the 'ADD TO JOIN DEMO_ORG_001' button. A red box highlights the 'ADD TO JOIN DEMO_ORG_002' button.



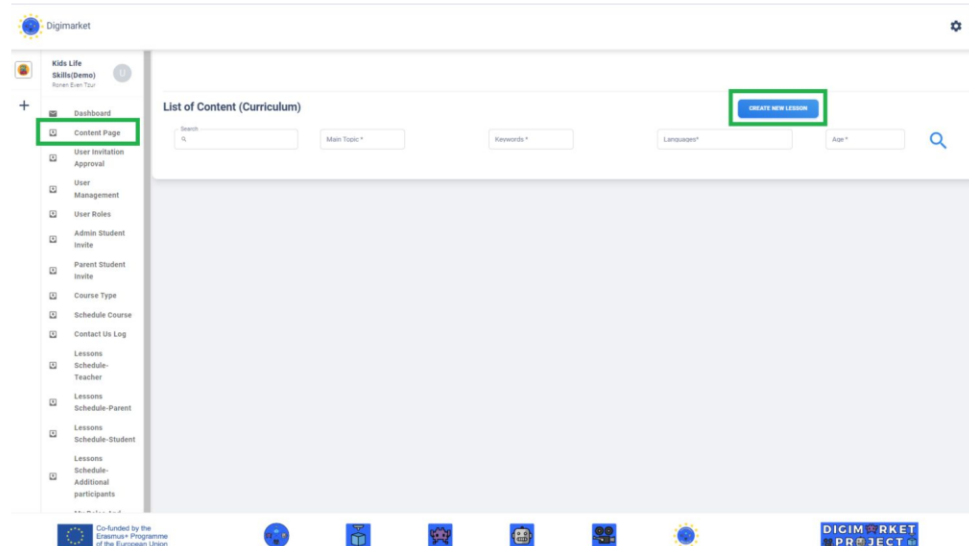
Co-funded by the
Erasmus+ Programme
of the European Union





Digimarket - Platform overview

Content (curriculum page)



Co-funded by the
Erasmus+ Programme
of the European Union





Digimarket - Platform overview

Lesson (in curriculum) creation

Digimarket ⚙️ 🔍

Kids Life Skills(Demo)
Home | User Profile

Dashboard
Content Page
User Invitation
Approval
User Management
User Roles
Admin Student Invite
Parent Student Invite
Course Type
Schedule Course
Contact Us Log
Lessons
Schedule-Teacher
Lessons
Schedule-Parent
Lessons
Schedule-Student
Lessons
Schedule-Additional participants

Lesson Name *

Lesson Short High Level Description

B • Normal • T • Font • [Icons]

Description *

Lesson Properties

Main Topic:

Language:

Target Audience Minimal Age:

Target Audience Maximal Age:

Keywords:

Duration in minutes:

Resources

Description Link **ADD**

Lesson Properties

Main Topic:

Language:

Target Audience Minimal Age:

Target Audience Maximal Age:

Keywords:

Duration in minutes:

Co-funded by the
Erasmus+ Programme
of the European Union



Co-funded by the
Erasmus+ Programme
of the European Union

**DIGIMARKET
PROJECT**





Digimarket - Platform overview

Lesson - resources, activities and questions

The screenshot displays the Digimarket web interface. On the left is a sidebar menu with options like 'Dashboard', 'Content Page', 'User Invitation Approval', 'User Management', 'User Roles', 'Admin Student Invite', 'Parent Student Invite', 'Course Type', 'Schedule Course', 'Contact Us Log', 'Lessons Schedule-Teacher', 'Lessons Schedule-Parent', 'Lessons Schedule-Student', and 'Lessons Additional participants'. The main content area is divided into three sections: 'Resources' with fields for 'Keywords', 'Duration in minutes', 'Description', and 'Link'; 'Activities' with a 'List of Attachments (files)' and an 'Add Attachment' button; and 'Questions' with fields for 'Question Description', 'Question', 'Answers', and 'Enter Answer', along with an 'Add Answer' button and a 'Single Select/Multiple Select' dropdown. A 'Save Questions' button is at the bottom right of the Questions section. The interface is branded with the Digimarket logo and a 'Co-funded by the Erasmus+ Programme of the European Union' banner at the bottom.

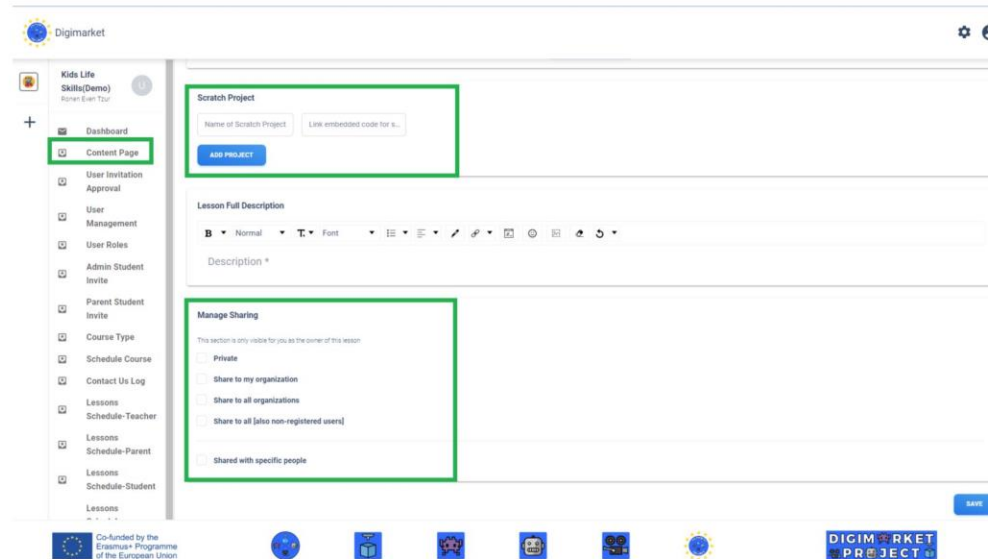
Co-funded by the
Erasmus+ Programme
of the European Union





Digimarket - Platform overview

Lesson - Scratch project and sharing



Co-funded by the
Erasmus+ Programme
of the European Union





Digimarket - Platform overview

Users / members management

Kids Life Skills(Demo)
Open Event Tour

Dashboard
Content Page
User Invitation Approval
User Management
User Roles
Admin Student Invite
Parent Student Invite
Course Type
Schedule Course
Contact Us Log
Lessons
Schedule-Teacher
Lessons
Schedule-Parent
Lessons
Schedule-Student
Lessons

List of User Types

- OWNER
- ADMIN
- PARENT
- TEACHER
- STUDENT
- USERNAME LOGIN STUDENT

Parent Permissions

- ☐ View of team information
- ☐ Edit all curriculum owned by the organization
- ☐ Create, delete and define user types for the organization
- ☐ Change / add type to a user
- ☒ Approve requests to join the workspace

Lessons creation

- ☐ Lessons sharing
- ☐ Assignee a user to becoming an owner or co-owner
- ☐ Manage lessons scheduling and assign students to classes
- ☐ Create courses types
- ☐ Invite users to join
- ☒ Create and approve a Username user (student) as a parent

About Approve requests to join the workspace

This permission will allow the user to see and approve requests to join the organization (User Invitation Approval)

SAVE

Add Another User Type

User Type Name

CREATE USER TYPE

Remove User Type

User Type

REMOVE USER TYPE

Co-funded by the Erasmus+ Programme of the European Union

DIGIMARKET PROJECT



Co-funded by the
Erasmus+ Programme
of the European Union





Digimarket - Platform overview

Course type, schedule and attendance

The screenshot shows the Digimarket platform interface. On the left is a sidebar menu with options: User Roles, Admin Student Invite, Parent Student Invite, Course Type (highlighted with a green box), Schedule Course, Contact Us Log, Lessons Schedule-Teacher, Lessons Schedule-Parent, Lessons Schedule-Student, Lessons Schedule-Additional participants, My Roles And Permissions, and Log out. The main content area is titled 'Create a new course type:' and contains a form with fields for 'Course Name *', 'Related Lessons *', and 'Description *', along with a 'CREATE' button. Below this is a section titled 'Kids Life Skills(Demo) courses Types List:' showing 'Course Name : Digimarket Demo course' and 'Number of Lessons : 3'. It includes an 'EDIT COURSE TYPE' button and a description: 'This is a demo course for the platform'. A table lists the lessons:

Lessons	Lesson Duration in minutes	Age	Language	Main Topic
Demo Lesson01	90	14-99	English	Digimarket platform demo
Demo Lesson03 [Private]	90	14-99	English	Digimarket platform demo
Demo Lesson04	90	14-99	English	Digimarket platform demo



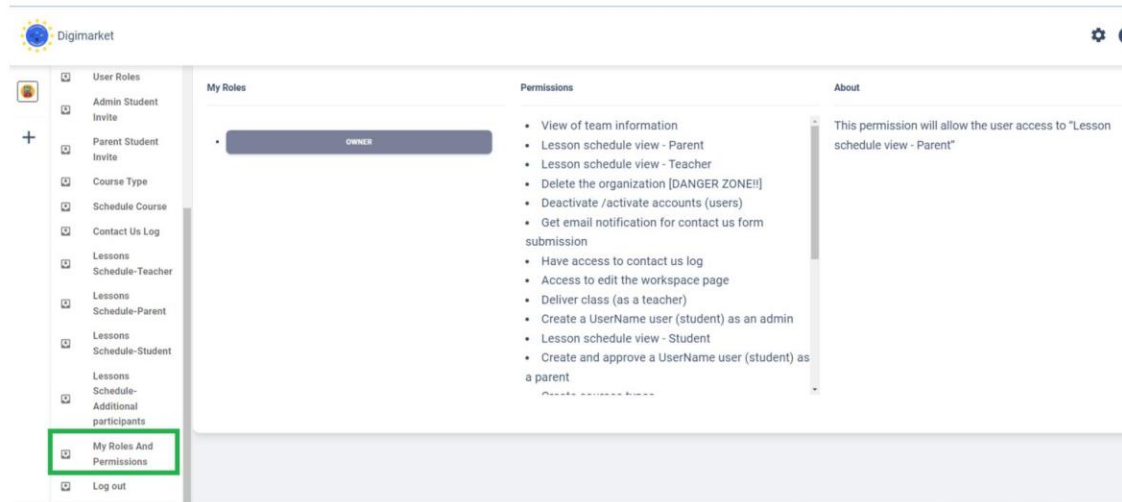
Co-funded by the
Erasmus+ Programme
of the European Union





Digimarket - Platform overview

User roles and permissions



Co-funded by the
Erasmus+ Programme
of the European Union

Co-funded by the
Erasmus+ Programme
of the European Union



DIGIMARKET
PROJECT

DIGIMARKET
PROJECT



Digimarket - Platform overview

Live demo - classroom

<https://digimarketplatform.com/dashboard>



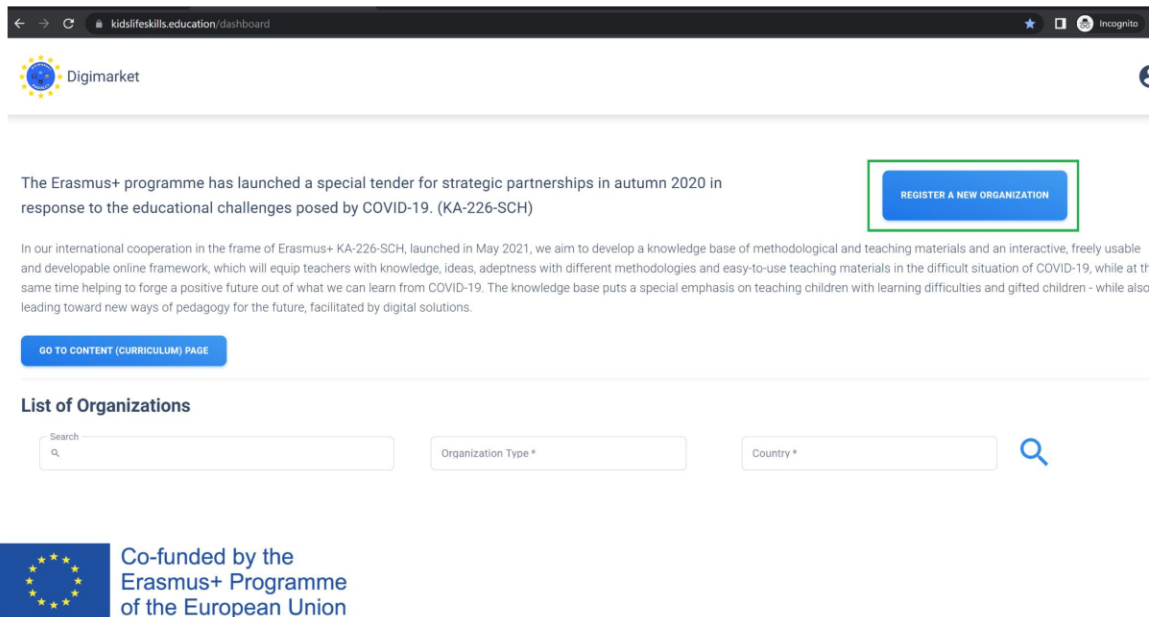
Co-funded by the
Erasmus+ Programme
of the European Union





Digimarket - Platform overview

Demo account - account creation



The screenshot shows the Digimarket dashboard in a web browser. The address bar displays 'kidsliveskills.education/dashboard'. The page header includes the Digimarket logo and a user profile icon. The main content area features a message about the Erasmus+ programme's special tender for strategic partnerships in autumn 2020, in response to the educational challenges posed by COVID-19. A blue button labeled 'REGISTER A NEW ORGANIZATION' is highlighted with a green border. Below this, a paragraph describes the international cooperation in the frame of Erasmus+ KA-226-SCH, launched in May 2021, aimed at developing a knowledge base of methodological and teaching materials. A blue button labeled 'GO TO CONTENT (CURRICULUM) PAGE' is also visible. The 'List of Organizations' section includes search filters for 'Search', 'Organization Type *', and 'Country *', along with a search icon. The footer contains the European Union flag, the text 'Co-funded by the Erasmus+ Programme of the European Union', and the 'DIGIMARKET PROJECT' logo.

The Erasmus+ programme has launched a special tender for strategic partnerships in autumn 2020 in response to the educational challenges posed by COVID-19. (KA-226-SCH)

In our international cooperation in the frame of Erasmus+ KA-226-SCH, launched in May 2021, we aim to develop a knowledge base of methodological and teaching materials and an interactive, freely usable and developable online framework, which will equip teachers with knowledge, ideas, adeptness with different methodologies and easy-to-use teaching materials in the difficult situation of COVID-19, while at the same time helping to forge a positive future out of what we can learn from COVID-19. The knowledge base puts a special emphasis on teaching children with learning difficulties and gifted children - while also leading toward new ways of pedagogy for the future, facilitated by digital solutions.


GO TO CONTENT (CURRICULUM) PAGE


List of Organizations

Search

Organization Type *

Country *



 Co-funded by the Erasmus+ Programme of the European Union

DIGIMARKET PROJECT



Digimarket - Platform overview

Demo account - account creation

The screenshot shows a web browser window with the URL 'kidslifeskills.education/dashboard'. The page features a 'Create Workspace' modal form. The form fields are as follows:

Field	Value
First Name *	Ronen
Last Name *	Even Tzur
Email *	2023.04.20.demo@kidslifeskills.org
Organization Name *	Kids Life Skills(Demo)

Below the form is a blue button that reads: 'SUBMIT A REQUEST TO CREATE A WORKSPACE FOR MY ORGANIZATION - IT'S FREE!'. In the background, a 'REGISTER A NEW ORGANIZATION' button is also visible.



Co-funded by the
Erasmus+ Programme
of the European Union





Digimarket - Platform overview

Demo account - account creation

A screenshot of a web form titled "Create Workspace". The form contains four input fields: "First Name *" with the value "Ronen", "Last Name *" with the value "Even Tzur", "Email *" with the value "2023.04.20.demo@kidslifeskills.org", and "Organization Name *" with the value "Kids Life Skills(Demo)". At the bottom of the form is a blue button with the text "SUBMIT A REQUEST TO CREATE A WORKSPACE FOR MY ORGANIZATION - ITS FREE!".

Create Workspace

First Name *
Ronen

Last Name *
Even Tzur

Email *
2023.04.20.demo@kidslifeskills.org

Organization Name *
Kids Life Skills(Demo)

SUBMIT A REQUEST TO CREATE A WORKSPACE FOR MY ORGANIZATION - ITS FREE!



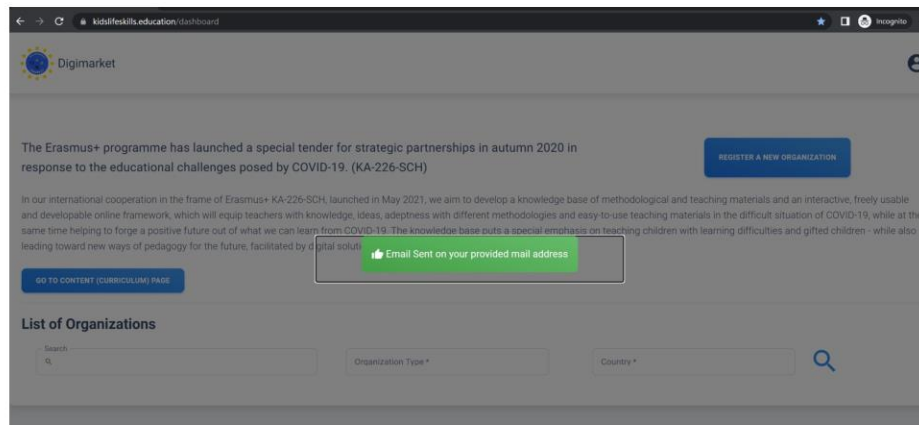
Co-funded by the
Erasmus+ Programme
of the European Union





Digimarket - Platform overview

Demo account - account creation



Co-funded by the
Erasmus+ Programme
of the European Union





Digimarket - Platform overview

Demo account - account creation

Digimarket platform | organization registration request - Kids Life Skills(Demo) | Ronen Even Tzur  



Kids Life Skills <no-reply@kidslifekills.org>
to 2023.04.20.demo ▾

11:30 PM (1 minute ago) ☆ ↶ ⋮

Hi Ronen Even Tzur,

Thank you for your request to register organization Kids Life Skills(Demo) as part of the Digimarket platform.

We are thrilled to add **Kids Life Skills(Demo)**, to our growing list of organization using the platform, sharing content and information and being dedicated to improving education for kids and generations to come. To complete the creation of Kids Life Skills(Demo) and activate it, please follow the next steps in [THIS LINK](#).

Note: this link is valid for 48 hours, if not activated, the request will be deleted from our system.
If this was by mistake, no worries, you do not need to do anything.

Additional information:

- To login as a user to another organization **Login page**
- To see all other organization and to ask to join an organization - **List of organizations**
- Forgot your password? **Re-set my password**

For any questions or concerns, please feel free to **contact us** .

Have an amazing day!

Digimarket platform
Support team



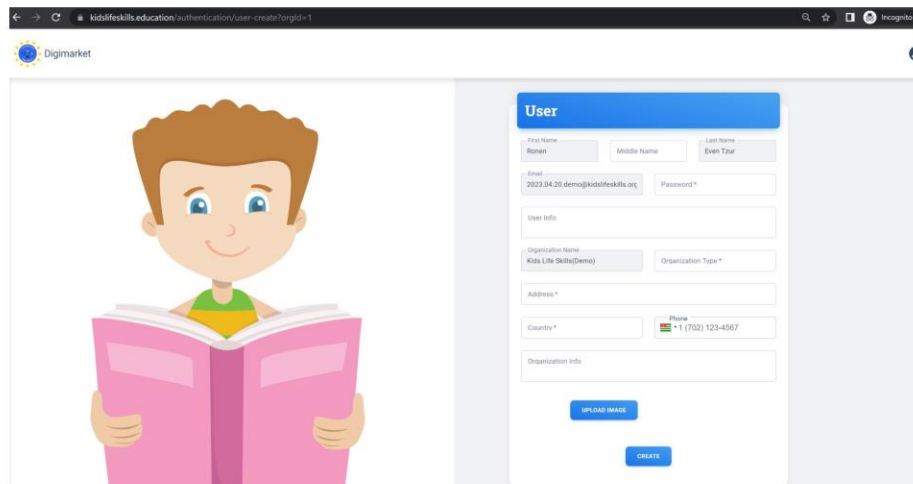
Co-funded by the
Erasmus+ Programme
of the European Union





Digimarket - Platform overview

Demo account - account creation



The screenshot shows a web browser window with the URL `kidslifeskills.education/authentication/user-creation/1`. The page header includes the Digimarket logo and a user profile icon. The main content area is divided into two sections. On the left, there is a large illustration of a young boy with brown hair, wearing a green shirt, holding a large pink open book. On the right, there is a 'User' creation form. The form has a blue header with the word 'User'. It contains several input fields: 'First Name' (with 'Roman' entered), 'Middle Name', 'Last Name' (with 'Evan Tsou' entered), 'Email' (with '2023.04.20.demo@kidslifeskills.org' entered), and 'Password *'. Below these are sections for 'User Info', 'Organization Name' (with 'Kids Life Skills(Demo)' entered), 'Organization Type *', 'Address *', 'Country *' (with a dropdown menu), and 'Phone' (with a dropdown menu and the number '+1 (702) 123-4567' entered). At the bottom of the form, there is a 'Organization Info' section. Two blue buttons are at the bottom: 'UPLOAD IMAGE' and 'CREATE'.



Co-funded by the
Erasmus+ Programme
of the European Union





Digimarket - Platform overview

Demo account - account creation

User

First Name
Ronen

Middle Name

Last Name
Even Tzur

Email
2023.04.20.demo@kidslifeskills.org

Password *

User Info

Organization Name
Kids Life Skills(Demo)

Organization Type *

Address *

Country *

Phone
🇮🇱 +1 (702) 123-4567

Organization Info

UPLOAD IMAGE

CREATE



Co-funded by the
Erasmus+ Programme
of the European Union





Digimarket - Platform overview

Demo account - account creation

User

First Name

Ronen

Middle Name

Last Name

Even Tzur

Email

2023.04.20.demo@kidslifeskills.org

Password *

User Info

Instructor and founder of Kids Life Skills, creating and delivering courses for kids ages 4-13....

Organization Name

Kids Life Skills(Demo)

Organization Type *

Extra Curricular Activities


Address *

111 Luxembourg street

Country *

Luxembourg

Phone

 +352 621 623 123

Organization Info

Kids Life Skills is a non profit organization focusing on STEM education for kids ages 4-13 and on teachers trainings.

UPLOAD IMAGE

CREATE



Co-funded by the
Erasmus+ Programme
of the European Union





Digimarket - Platform overview

Demo account - account creation

User

First Name

Ronen

Middle Name

Last Name

Even Tzur

Email

2023.04.20.demo@kidslifeskills.org

Password *

User Info

Instructor and founder of Kids Life Skills, creating and delivering courses for kids ages 4-13....

Organization Name

Kids Life Skills(Demo)

Organization Type *

Extra Curricular Activities


Address *

111 Luxembourg street

Country *

Luxembourg


Phone

 +352 621 623 123

Organization Info

Kids Life Skills is a non profit organization focusing on STEM education for kids ages 4-13 and on teachers trainings.

UPLOAD IMAGE



CREATE



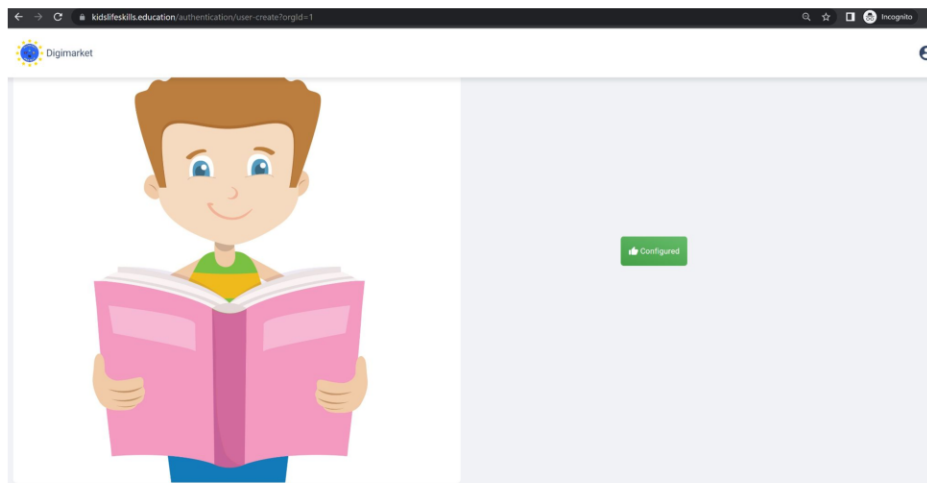
Co-funded by the
Erasmus+ Programme
of the European Union





Digimarket - Platform overview

Demo account - account creation



Co-funded by the
Erasmus+ Programme
of the European Union





Digimarket - Platform overview

Demo account - account creation

Digimarket platform | organization registration update - Kids Life Skills(Demo) | Ronen Even Tzur Inbox x



Kids Life Skills <no-reply@kidslifeskills.org>
to 2023.04.20.demo ▾

11:49 PM (0 minutes ago) ☆ ↩ ⋮

Hi Ronen Even Tzur,

Thank you for completing the information for Kids Life Skills(Demo).
The request have been submitted to our support team for review, this might take up to 3 business days.

We will notify you once the review is completed.

Have an amazing day!

Digimarket platform
Support team



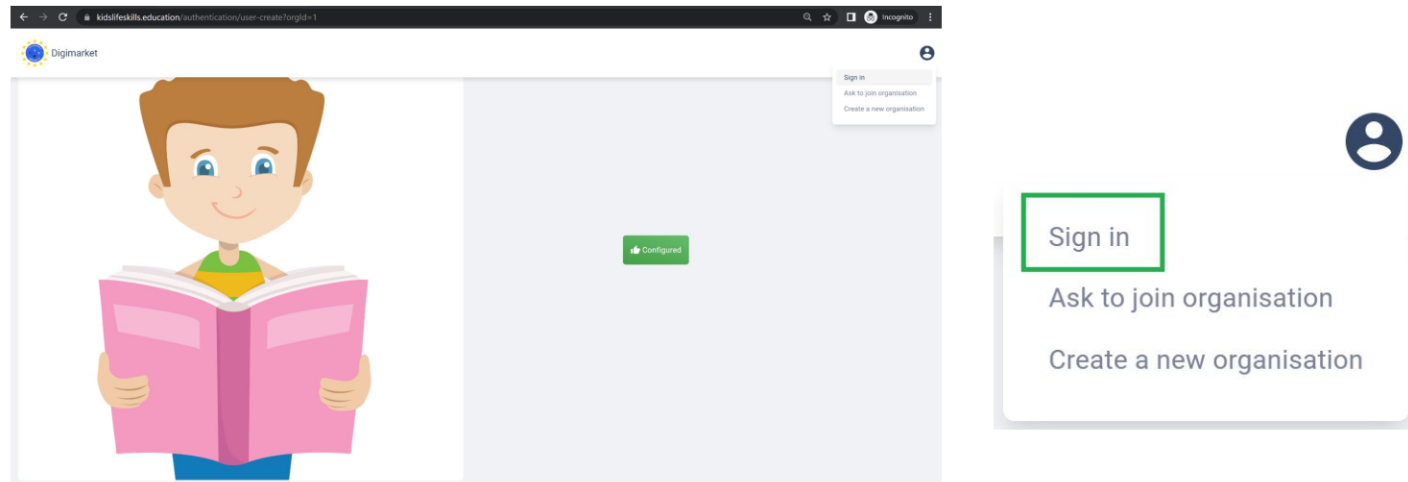
Co-funded by the
Erasmus+ Programme
of the European Union





Digimarket - Platform overview

Demo account - account creation



Co-funded by the
Erasmus+ Programme
of the European Union





Digimarket - Platform overview

Demo account - account creation

A mockup of a sign-in form. It features a blue header button labeled 'Sign in'. Below it are two input fields: 'UserName / Email *' and 'Password *'. A second blue button labeled 'SIGN IN' is positioned below the password field. At the bottom, there is a link 'Don't have an account? Sign up' and a link 'Forget Password'.

Co-funded by the
Erasmus+ Programme
of the European Union





Digimarket - Platform overview

Demo account - account creation

Sign in

UserName / Email *

2023.04.20.demo@kidslifeskills.org

Password *

.....|

SIGN IN

Don't have an account? [Sign up](#)

[Forget Password](#)



Co-funded by the
Erasmus+ Programme
of the European Union





Digimarket - Platform overview

Demo account - account creation

The screenshot shows the Digimarket dashboard for a demo account. The browser address bar displays 'kidslifeskills.education/dashboard'. The page features a sidebar with navigation links: Dashboard, Content Page, User Invitation Approval, User Management, User Roles, Admin Student Invite, Parent Student Invite, Course Type, Schedule Course, Contact Us Log, Lessons, and Schedule-Teacher. The main content area includes a welcome message from the Erasmus+ programme, a 'REGISTER A NEW ORGANIZATION' button, a 'GO TO CONTENT (CURRICULUM) PAGE' button, and a 'List of Organizations' section with search filters for Organization Type and Country.



Co-funded by the
Erasmus+ Programme
of the European Union





Digimarket - Platform overview


Demo account - account creation


List of Organizations

Search

Organization Type*

Country*





Not yet shown on the “List of organizations”



Co-funded by the
Erasmus+ Programme
of the European Union





Digimarket - Platform overview

Demo account - account creation

[Platform admin side]

The screenshot shows the Digimarket platform admin interface. The browser address bar displays `kidslifekills.education/dashboard/organisation-approval`. The left sidebar contains a menu with the following items: Dashboard, Content Page, Admin Organization Approval (highlighted with a green box), User Invitation Approval, User Management, User Roles, and Admin Student. The main content area is titled 'List of workspaces creation requests' and displays a request for 'Kids Life Skills(Demo)'. The request details are as follows:

- 1. **First Name:** Ronen
- 2. **Last Name:** Even Tzur
- 3. **About Organization:** Kids Life Skills is a non profit organization focusing on STEM education for kids ages 4-13 and on teachers trainings.
- 4. **Country:** Luxembourg
- 5. **Address:** 111 Luxembourg street
- 6. **Contact No:** 352621623123
- 7. **Type of Organization:** Extra Curricular Activities

At the bottom of the request details, it states 'Request Status: Pending'. To the right of the details are two buttons: 'APPROVE WORKSPACE CREATION REQUEST' (green) and 'REJECT WORKSPACE CREATION REQUEST' (red). A 'Rejection reason(s)' section is also visible, with a note 'This will be shared via email with the user' and a text input field for reasons.



Co-funded by the
Erasmus+ Programme
of the European Union





Digimarket - Platform overview

Demo account - account creation

List of Organizations

Search

Organization Type*

Country*





Kids Life Skills(Demo)

Kids Life Skills is a non profit organization
focusing on STEM education for kids ages 4-13
and on t... [Read More](#)

INFO

ASK TO JOIN KIDS LIFE SKILLS(DEMO)

Org. shown on the “List of organizations”



Co-funded by the
Erasmus+ Programme
of the European Union





Digimarket - Platform overview

Demo account - account creation

Digimarket platform | Kids Life Skills(Demo) - registration
approved | Ronen Even Tzur Inbox x



Kids Life Skills <no-reply@kidslifefskills.org>
to 2023.04.20.demo ▾

12:02 AM (4 minutes ago)



Hi Ronen Even Tzur,

We are excited to update that your request to register Kids Life Skills(Demo) in our platform has been approved!

Additional information:

- To invite members to Kids Life Skills(Demo) via email: Invite members to [Kids Life Skills\(Demo\)](#)
- To invite members to join via link, you can share this link to Kids Life Skills(Demo) page: <https://kidslifefskills.education/dashboard?orgId=1294>

For any questions or concerns, please feel free to Digimarket.support@kidslifefskills.org.

Have an amazing day!

Digimarket platform
Support team



Co-funded by the
Erasmus+ Programme
of the European Union

