

Worksheet 9 -Escher's cinemas on film

Work in pairs! Collect other Escher mosaics in which he used the rotation of shapes ! Make sure that the information is authentic and that you collect the original paintings of the artists and not drawings and souvenirs inspired by the works ! Make a collection of pictures from what you have collected!

Have a look at the following works!

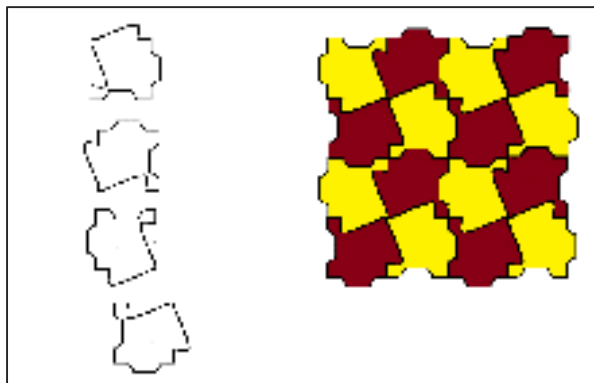


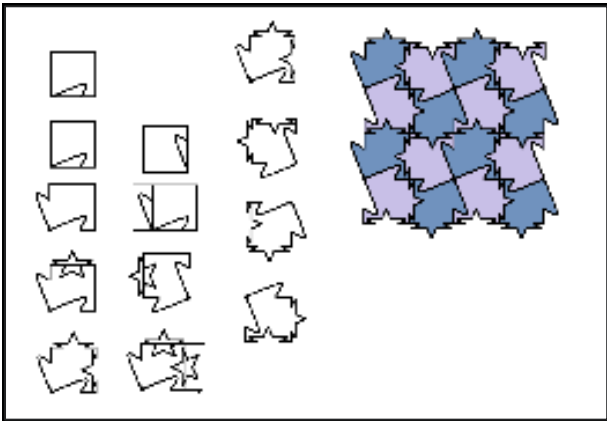
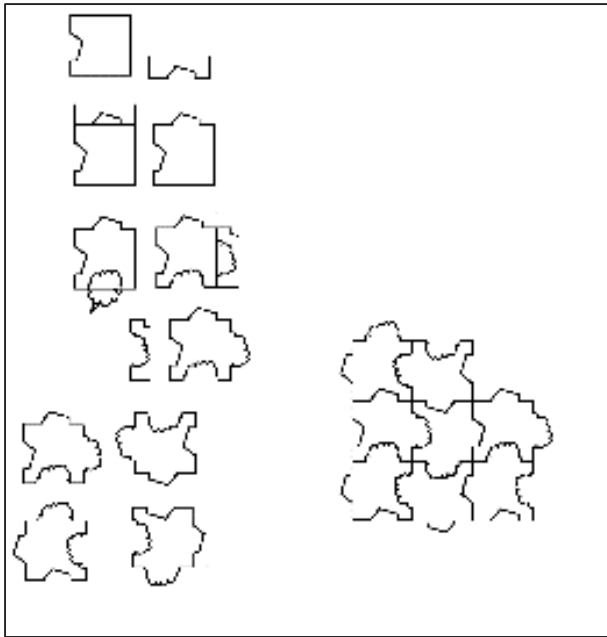
M.C. Escher: Birds
<https://www.theartpostblog.com/en/life-escher-artist-of-impossible-universes/>



M.C. Escher: Lizard
https://arthive.com/escher/works/200368~Pegasus_No_105#show-work://200434

Work individually! Make a more complex drawing similar to Escher's mosaics. The following example will help you. Use the following functions of the graphics program: apply rectangle, draw curve, copy, decide, rotate, mirror, eraser, fill, colour shades. Draw a mosaic where each side of a piece is a curve, rotated according to the sides.





Rate the works of art! Create a common Google form, upload the drawings for each question and set a scale of 1-10 for the evaluation! All of you rate each other's work by filling in the Google Form!