


Worksheet 10 -Escher's living things

Work in pairs! Collect other Escher mosaics in which he used the rotation of shapes ! Make sure that the information is authentic and that you collect the original paintings of the artists and not drawings and souvenirs inspired by the works ! Make a collection of pictures from what you have collected!

Have a look at the following works!



https://www.researchgate.net/figure/Figura-2-M-C-Escher-mosaic-picture-1954_fig1_270901822

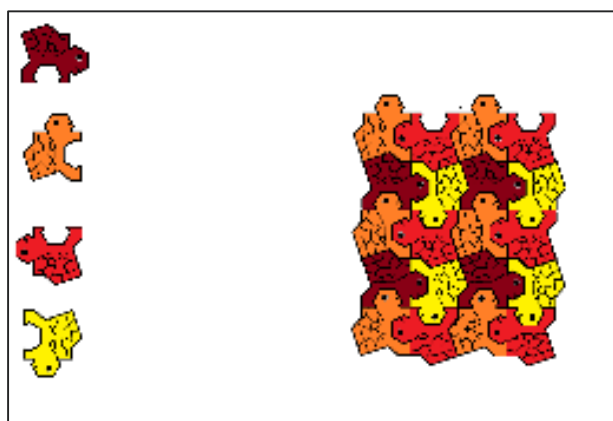
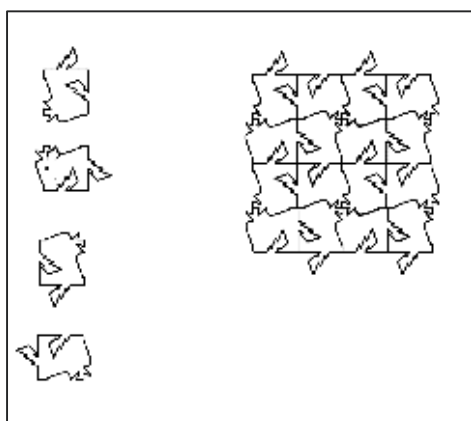


M.C. Escher: Lizards, fish, bats

https://arthive.com/escher/works/200368~Pegasus_No_105#show-work://200450



Work individually! Make a mosaic of living things similar to Escher's mosaics. Use the following functions of the graphics program: apply rectangle, draw curve, copy, decide, rotate, mirror, eraser, fill in, colour shades, pencil! **Let your imagination run wild, turn the mosaic pieces you drew earlier into living creatures with eyes and mouths before you start copying!** The example below will help you solve the problem.



Rate the works of art! Create a common Google form, upload the drawings for each question and set a scale of 1-10 for the evaluation! All of you rate each other's work by filling in the Google Form!